


BauderROCK Tapered Insulation

V2 28.09.2022

Product description

BauderROCK is a dual density mineral wool insulation board with a multi-purpose facing applied to the top surface to allow waterproofing membranes to be mechanically fixed, torch-applied or adhered. The dual density composition provides a good compressive strength, whilst keeping the overall weight to a minimum. The product is non-combustible with superior acoustic performance. The underside of the board is un-faced, so bare Rock. Where more than one layer of insulation is required to hit the target U Value, an un-faced base layer is used.



Application fields

Thermal insulation to provide falls on a roof, for use within Bauder warm roof systems, particularly in applications where a non-combustible insulant is required or there is a demand for high noise reduction/absorption. Can be used with self-adhesive, torch-applied, adhered or mech-fixed membranes.

Facing

Top: Glass fibre fleece

Bottom: Raw (un-faced)

Board edge

Square (not rebated)

Standard falls available

1:40, 1:60 & 1:80

Available Thicknesses

Varies depending on fall and board size in conjunction with the tapered design

Characteristic	Test Method	Unit	Value
Length	EN 822	mm	1200
Width	EN 822	mm	1000
Thickness	EN 823	mm	Varies depending on fall and board size in conjunction with the tapered design un-faced 120 & 150mm will be used as base layers in a multi-layer scheme
Surface finish (top)	-	g/m ³	300
Surface finish (bottom)	-		raw
Density	EN 1602	Kg/m ³	160
Thermal Conductivity (λ_D)	EN ISO 10456	W/mK	$\lambda_D \leq 0.039$
Reaction to fire	EN 13501-1		Core material complying with Euroclass A1, non-combustible

Storage guidance

All insulation boards must be kept dry, on pallets and off the ground. The packaging of the products should not be considered adequate for outside protection. Ideally boards should be stored inside a building. If outside storage cannot be avoided the boards should be stacked clear of the ground and covered with an opaque polythene sheet or weatherproof tarpaulin.

Thermal insulation has to be transported and stored protected from moisture, open flames and direct sunlight. Boards which have become wet must be allowed to fully dry out naturally before use.

Packaging material

BauderROCK insulation boards are fully palletised and wrapped in a polythene shroud for protection during transit and for short-term protection if stored outside. Boards should be stacked no more than two pallets high for safety reasons.

Handling/PPE

All persons using the product should be fully aware of the manual handling methods as roofing materials are heavy and can cause serious injury. When using the product, installers should be provided with, and wear, suitable personal protective equipment. PPE should include appropriate safety goggles when cutting, drilling, or abrading to protect against dust/projectile material. Wear the PPE generally required for the jobsite with a minimum of gloves to protect hands and a suitable dust mask to protect against dust inhalation. Safety glasses and gloves are a must when handling, cutting, BauderROCK Insulation. Wear safety glasses with side shields or dust goggles in dusty environments. Wear goggles for dust protection while cutting in windy conditions.

The use of a pallet fork is recommended where a crane is required to lift pallets to roof level.

Disposal guidance

Disposing of any waste material must be carried out in accordance to national regulations.

Re-use options of product

Please refer to EPD stated below in Certification and environmental information.

Further information/ documents

Current documents such as brochures, installation guides, etc. can be found by visiting www.bauder.co.uk

Technical data sheet

BBA Certificate No:

21/5878

International Standards Organisation (ISO)

ISO 14001:2015 Environmental Management Certificates
Certificate EMS70301

ISO 50001: 2018 Energy Management
Certificate 24714

ISO 45001: 2018 Occupational H & S Management System
Certificate 45IVB/224969

ISO 9001:2015 Quality Management
Certificates EN1271 (UK) and 70499/03-15_e (Germany)

ISO 14001:2015 Environmental Management Certificates
A10552 (UK) and 70499/03-15_d (Germany)

Installation Guidance: Please refer to the Bauder Installation Guide and project specification for guidance.


- BauderROCK must be installed in dry conditions.
- BauderROCK to be bonded in the specified Bauder adhesive.
- Must be installed in accordance with the project specific tapered scheme design.
- The top of the faced boards must be swept prior to installation of the Activator-Primer and subsequent self-adhesive underlayer. Not necessary for torch-applied underlayers.
- BauderROCK Insulation is easily trimmed and shaped, therefore if the substrate or abutment is uneven, it's easy to modify the insulation by cutting to fit.
- To be used to create effective drainage falls on the roof. Glass fibre fleece must be installed uppermost in a single-layer and multi-layer system.

Ridge & Valley mitres at 90 degree junctions:


Ridge & Valley Mitres at 90 degree junctions – these **are not** supplied as part of the scheme. These **must** be cut on-site by the roofing contractor. The scheme is designed to factor in an allowance for the off-cuts at these junctions, so long as the boards are cut correctly as the boards are not square being 1200 x 1000mm. Please see layout below.

To form these 90 degree junctions, cut and discard the shaded sections of insulation, as shown below:

Ridge (Hip) layout:



Valley layout:



Technical data sheet

Two Layer system:

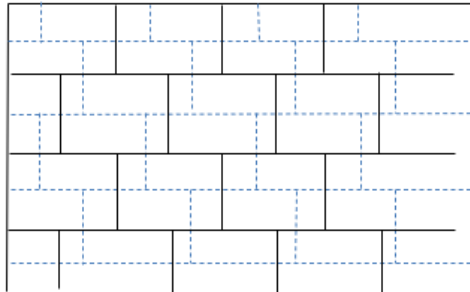
Each insulation layer is offset relative to the other. The best staggered overlap is 150mm or more. Infill pieces must have a minimum width of 150mm.

The base layer (un-faced) should always be installed with staggered joints, with minimum stagger of 150mm (Picture below - dotted line).

The insulation top layer, should always be installed with staggered joints, with minimum stagger of 150mm (Picture below - black line)

To maximise insulating performance ALL abutments and insulation joints MUST be tightly butted up. If necessary, re-measure, replace or cut and re-install any insulation which is not fitting correctly. Also ensure BauderROCK Insulation is tight with no gaps where it meets rooflights, walls, edge details and other services which perforate the roof deck.

See blue dotted line = BauderROCK un-faced board Black full lines = BauderROCK faced tapered board.



Design Considerations:

For free spanning over a metal deck, the minimum board thickness is equal to the maximum trough width divided by 3. The maximum trough width suitable for free spanning is 300mm.

It is an industry recommendation that a supporting layer be placed upon the roof both during installation and upon completion in designated walkways or in areas of high foot traffic. Please contact Bauder Ltd regarding available options.

Wherever possible, any roof-mounted plant, such as air handling units, should be positioned on independent upstands bearing directly onto the substrate. Where this is not possible, and the equipment is to be placed directly onto the finished roof surface, further protection may be required to spread the load on the insulation boards. In such cases, please contact Bauder Ltd to discuss the best course of action.

Safety Data Sheets are designed to provide the necessary information to recipients of substances and mixtures in the EU & UK. This product is classed as an article; therefore, this product does not have a requirement for a Safety Data Sheet.



DoP can be found via the website



DoC can be found via the website